

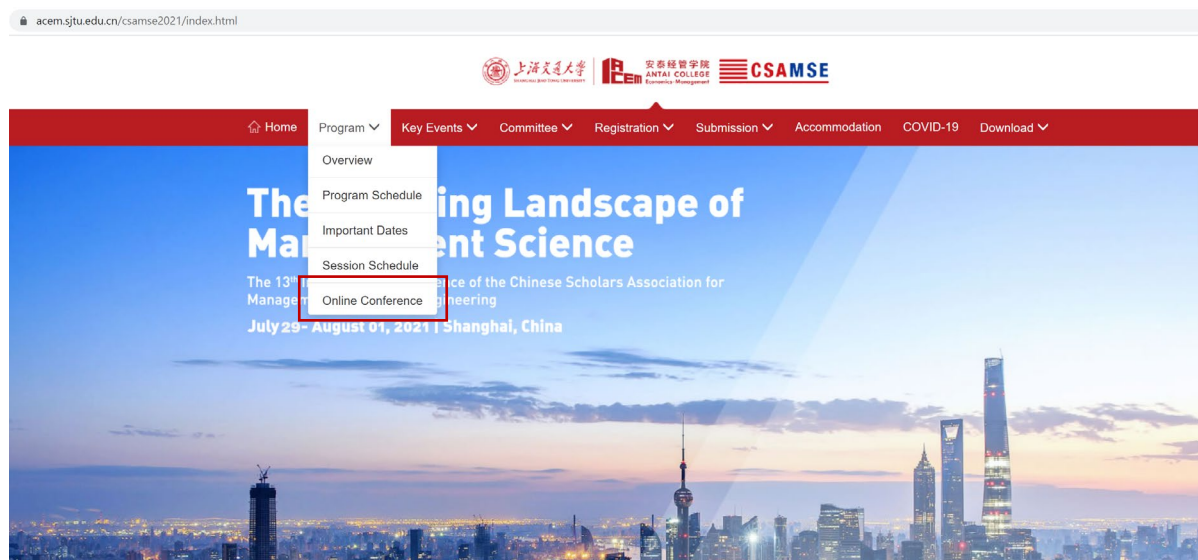
Guideline to 2021 CSAMSE Online Participants

Step 1: Log into the online conference system

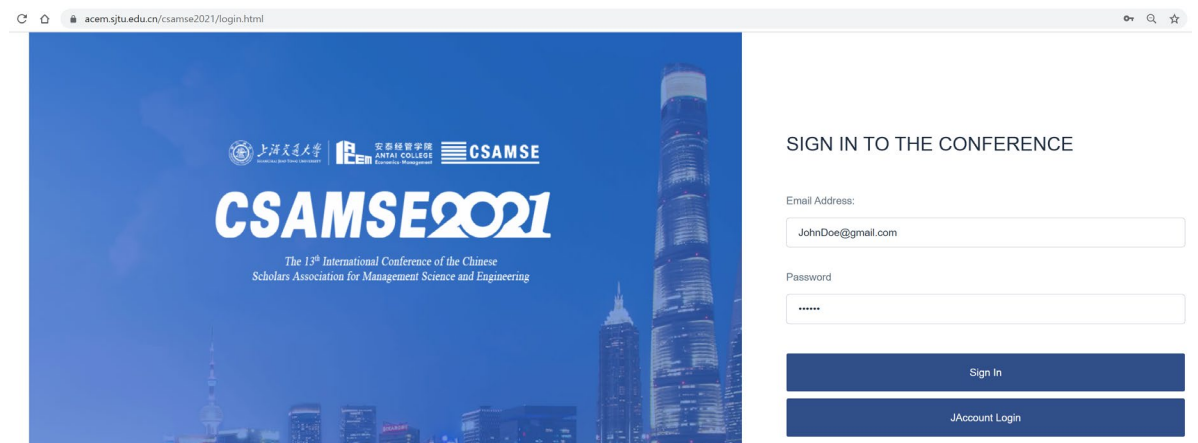
You can log into the online conference system either from the conference website (Method 1), or from the registration system (Method 2).

Method 1:

1. After logging into the conference website, please click “Program”, and select “Online Conference”. You can alternatively log into the online conference system via the following link: <https://www.acem.sjtu.edu.cn/csamse2021/login.html>



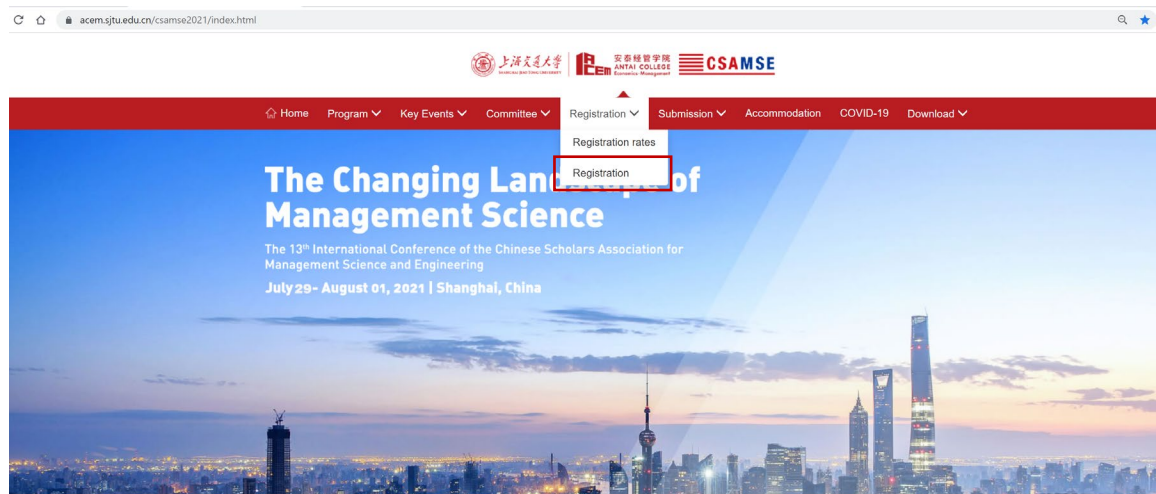
2. Log into the online conference system using your account information for the conference registration system.



If you do not have access to the online conference system, please make sure you have completed the registration. If you have any questions about registration, please contact us by email (csamse2021@sjtu.edu.cn).



Method 2:

1. After logging into the conference website, please click “Registration”, and select “Registration”.



2. Log into the registration system using your account information.



Login	Register
<p>Email Address: <input type="text" value="JohnDoe@gmail.com"/></p>	 <input type="button" value="Register"/>
<p>Password: <input type="password" value="....."/></p> <p>Forgot Password?</p>	
<p>Security Code: <input type="text" value="LYQH"/> </p>	
<input type="button" value="Login"/>	

Contact Us:
Tel: 86-21-62932976 (Ms.Liu)
Email: csamse2021@sjtu.edu.cn (Ms.Liu)

3. Click “Online Conference” on the left menu bar to enter the online conference system.

application.sjtu.edu.cn/psc/ZSPRD/EMPLOYEE/CRM/s/WEBLIB_ZSGL_D.TZ_ZSGL.FieldFormula.IScript_TZ_ZSGL?classid=homePage&siteId=416&koprte=R

上海交通大学 SHANGHAI JIAO TONG UNIVERSITY | 安泰经管学院 ANTAI COLLEGE Economics · Management | CSAMSE

Home Page
Overview
Payment Methods
Online Conference
Account Management

Name: John Doe
Gender: Male
Email: JohnDoe@gmail.com

Application Center

	Application Status
CSAMSE2021	Submitted view print
Invoicing	Please upload the proof of payment and fill in the invoice information Apply

联系我们
Tel: 86-21-62932976 (Ms.Liu)
Email: csamse2021@sjtu.edu.cn

Step 2: Enter the Zoom meeting room

1. After logging into the online conference system, you can click “CSAMSE 2021” to view the list of keynote speeches and breakout sessions.

acem.sjtu.edu.cn/csamse2021/home.html

CSAMSE2021 | 上海交通大学 | 安泰经管学院 | CSAMSE | VR Campus Tour

John Doe
Shanghai Jiaotong University

Home
CSAMSE 2021
Agenda
Speakers

Welcome to CSAMSE2021
CSAMSE2021 LIVE
The 13th International Conference of the Chinese Scholars Association for Management Science and Engineering
July 29 - August 01, 2021

Welcome to the 2021 CSAMSE
The Thirteenth International Conference of the Chinese Scholars Association for Management Science and Engineering (CSAMSE) will be held both online and offline on July 29- August 01, 2021 in Shanghai and organized by Antai College of Economics and Management, Shanghai Jiao Tong University, China.

2. You can select the conference date, and click “Watch Now Live” to enter the meeting room of the session that you would like to attend.

The screenshot shows the CSAMSE 2021 conference website. The top navigation bar includes the CSAMSE 2021 logo, logos for Shanghai Jiaotong University and Antai College, and a "VR Campus Tour" link. A user profile for "John Doe, Shanghai Jiaotong University" is visible on the left. The main content area features a date selector with "7月30号 July 30" highlighted. Below the date selector, there is a list of sessions for July 30, 2021. Each session includes a title, time slot, and a "Watch Now LIVE" button. The sessions listed are: Plenary Session: 2021 CSAMSE CONFERENCE (08:30 - 12:00), Retailing Operations (13:00-14:30), OM-Marketing Interface I (13:00-14:30), Behavior/Sustainable Operations (13:00-14:30), and Topics in Retailing and Sharing Economy (13:00-14:30). The "Watch Now LIVE" buttons for the first two sessions are highlighted with red boxes.

3. A pop-up link from Zoom will appear. By clicking “Open Zoom Meetings”, you can enter the Zoom meeting room for the chosen session. Please make sure that you have installed Zoom on your device for attending the conference online.

The screenshot shows the Zoom website with a pop-up dialog box. The dialog box asks "Open Zoom Meetings?" and provides a URL: "https://us06web.zoom.us/j/81628682730?pwd=Qnd3Rkxw4NWRDVUxCMU1RlJlUWVld4QT09#success". There is a checkbox for "Always allow us06web.zoom.us to open links of this type in the associated app" which is currently unchecked. The "Open Zoom Meetings" button is highlighted with a red box. Below the dialog box, there is a "Launch Meeting" button. The page also includes a "Support" link, a language dropdown menu, and a "Download Now" link for users who don't have the Zoom Client installed. The footer contains copyright information for Zoom Video Communications, Inc.

Important Notes to All Online Participants:

1. Install or Update your Zoom Client: If you do not have Zoom installed, please install it by either following this link (<https://zoom.us/download>) or the instructions provided by your institution. If you already have Zoom installed, please update your Zoom client to the latest version. Here is a tutorial of how to locate your current Zoom version and update it:

<https://support.zoom.us/hc/en-us/articles/201362233-Upgradeupdate-to-the-latest-version>.

2. To keep the sessions organized, please keep yourself muted during presentations. The session chair will organize the presentations and Q&A. You can ask questions by typing in the chat box or verbally during the dedicated Q&A time.

3. Each session will have a technical assistant to help you with the technology. If the technical assistant is not present, please contact our technical staff by phone (Tel: +86-21-62932509 or +86-21-62933381; Mobile: +86-18101886097 (Mr. Wu) or +86-18018655050 (Mr. Xiao) or +86-18018693238 (Mr. Fang)). If you encounter any technical problems during the conference, you can scan the following QR code to join our WeChat group for online technical support.



CSAMSE Technical Support



Instructions to Online Session Chairs:

1. Please follow the above instructions to join the Zoom meeting room at least 5 minutes before the start time of your session. Please note that all times in the program are Beijing Time. The detailed session information is available here:

https://www.acem.sjtu.edu.cn/conference/static/2021CSAMSE_SessionInformation.pdf.

2. The technical assistant will grant the co-host permission to the session chair for hosting the session.

3. Session chairs are responsible for organizing the presentations and Q&As. Each session is 90-minute long with 3-5 presentations. Please ensure that the session ends on time. Throughout the session, please monitor the text chat and help facilitate the Q&A discussions within the live meeting room.

4. Online presenters can choose to do the online live presentation or play a pre-recorded video. If the presenter(s) prefer to play the pre-recorded video in your session, please ask the technical assistant to play the pre-recorded video submitted by the presenter(s).

Instructions to Online Presenters:

1. Please follow the above instructions to join the Zoom meeting room at least 5 minutes before the start time of your session. Please note that all times in the program are Beijing Time. The detailed session information is available here:

https://www.acem.sjtu.edu.cn/conference/static/2021CSAMSE_SessionInformation.pdf.

2. Please let the session chair and the technical assistant know if you prefer to play the pre-recorded video for the presentation. At least one author should attend the session to participate in the online Q&A with the audience.